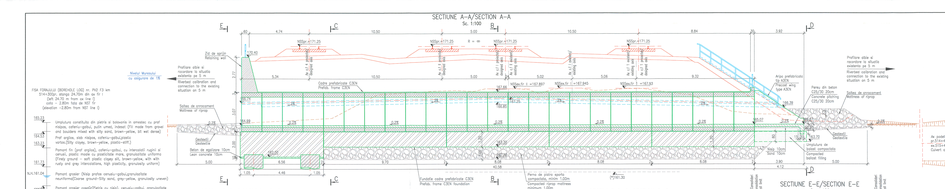

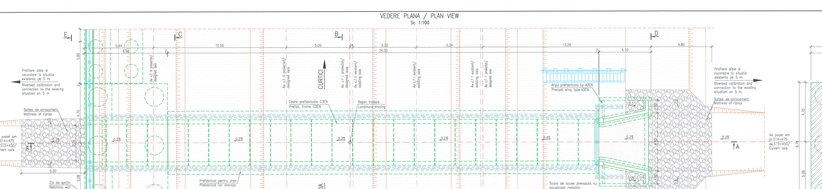

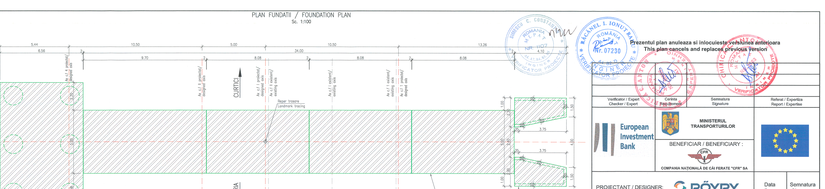

Elementele prefabricate trebuie so corespundo cerintelor din SREN 206-1/2022.
Betonul folosit la prefabricate trebuie so corespundo cerintelor din SR EN 206-1/2022.
OBSERVATII: Pe toata suprafetele din beton in contact cu pamantul se vor aplica 2 straturi de emulsie din bitum tiantat.
ATENTIE: Pe concrete surfaces in contact with soil will be coated with 2 bituminous layers.
NOTA:
1. Pentru treapetele turnate se vor folosi co repere in plan ovale (roller c.f. lor co repere de rivet unu NSG prescript pe linia).
2. Dice necorodarilor into elementele ovale in vedere la esaborarea proiectului si situatie de pe teren se li prumuta proiectantul pentru adaptare la situatia existenta.
NOTE:
1. When the mapping out of the works there will be used as landmarks in plan the axis of the circular (and as benchmarks) the level the G.R. line on truck).
2. Any incongruity between the elements taken into account when preparing the design and the situation on the site will be announced to the designer in order to adapt to the existing situation.

Dimensiuni:
-The level indicated with (?) refers to the pressure level of the existing foundation. If at execution after dismantling the existing curvet foundation, it will be found that the level will be corrected in order to adapt to the existing situation.

CONVO DE CALCUL LMTI
CALCULATION CONVOY LMTI

Dimensions:
-The level indicated with (?) refers to the pressure level of the existing foundation. If at execution after dismantling the existing curvet foundation, it will be found that the level will be corrected in order to adapt to the existing situation.

NOTA:
1. Prezentul plan a fost intocmit in baza urmatoarelor date:
- studiului topografic;
- studiu hidrologic, studiu geotehnic;
- tema de proiectare;
2. La executia se vor respecta cu stricteze prevederile din "Caiet de practice pentru executarea lucrarilor din beton, beton armat si beton precomprimat"indicativ NE 012/98, 013-2002, din "Normativul pentru verificarea calitatii si recepcia lucrarilor de constructii aferente" indicativ C56-85 si a celorlalte prevederi.
3. Pentru punerea probelor se vor executa urmatoarele lucrari:
- masurarea podestului existent, in toate2 simplexurile, cu un podel nou tip "Monolit";
- fasonarea podestului nou cu betoneramente cu aria prefabricate tip ASCN in zimate si cu dalut de aprilie in jeal;
- Montajul de fasonare prefabricate pe linapa si pe dalut de aprilie;
- Protecia stilor in zona podestului cu perau din beton;
- Betonarea zonelor suprainalzate din beton vibrat;
- Sturt de scoase.

NOTE:
1. This plan has been drawn up on the basis of the following data:
- topographic study;
- the hydrologic study, the geotechnical study;
- curvet sheet.
2. There will be strictly respected the provisions from "Practice code for plain concrete, reinforced concrete and prestressed concrete works execution", Ind. NE 012, from "Practice code for plain concrete, reinforced concrete and prestressed concrete works execution" Ind. NE 012-2002, from "Normative for quality checking and works reception for different construction" Ind. C56-85 and technical Specifications of this project.
3. In view of executing the curvet, the next works will be executed:
- Replacement of the existing curvet, on the same location with a new curvet type CSTN, with the dimensions and the technical characteristics provided with precast wings type ASN
- Lowering the existing wing walls downstream;
- Plinpel made out of metallic pipe on the lynpen and on the retaining walls.
- Riverbed protection in the area of the curvet by help of a concrete plinning;
- Cladding all visible concrete surfaces.
- Access skirts.

NOTE:
1. Conform H.G. 766/1997 lucrarea se incadreaza in categoria "B" a importanta.
2. Proiectul va fi verificat de verificatori atestati MLPAT la exigentele A.4, B.2 si C.2.
3. Conform with H.G. 766/1997 this structure is the category "B" of importance.
2. The project will be verified at A.4, B.2 and C.2 requirements.

Observatii privind realizarea platilor:
- Conform "NP-122" Normativ privind protectiera geotehnica si fundatiilor pe pilori, proiectarea si executia lucrarilor de terasamente trebuie so aibo o stabilit si executa, daca realizarea lucrarilor de pilori contorm table 2, partiul 5.3.2.3.1.
-Incercarile statice de pilotie vor avea o baza un proiect special, intocmit de catre antreprenorul lucrarii si se vor realiza in concordanta cu "NP040" Normativ privind incercarea pe teren a pilotilor de proba si a pilotilor din fundatii.
- Pilotii de proba si pilotii de fundatie se vor executa numai de catre antreprenorii care pilot avea mod deosit care exclu in valere la protecia constructiei vecine protectorul pentru realmenionarea fundatiilor si adaptarea proiectului la noua situatie.
- Se va realizo un proiect de pilotie si de fundatii care 3 bar (conform indicatiilor din proiectul pilotei) pentru realizarea continuarii lucrarilor.

Observations concerning the pilot execution:
- According to "NP-122" Normative for the geotechnical designing of foundations on piles, the bearing capacity of columns will be established at the execution, after carrying-out the test loadings (according to table 2, 5.3.2.3).
- The static test loadings will be based on a special design, prepared by the work's contractor and also will be carried out according "NP040" Normative concerning the site test of the test piles and foundation piles.
- The test piles and the other carrying-out test loadings, it will be found that the strength of a pile is another than the one taken into account when designing, the designer will be convoced in order to resize the foundations and to adapt the design to the new situation.
- 3 piles will be mounted on each column (according to the indications from this design), in order to carry-out the ultrasonic inspection.

Prezentul plan anuleaza si inlocuieste pe cel cu acelasi numar
This plan cancels and replaces previous Revision

Data	Semnatura
Date	Signature

Verificator / Expert Checker: Corina Popescu
Semnatura Signature
Refuat / Expertiza Report / Expertise

European Investment Bank

MINISTERUL TRANSPORTURILOR

BENEFICIAR / BENEFICIARY :
COMPANIA NAȚIONALĂ DE CĂI FERATE "CFR" SA

PROIECTANT / DESIGNER:	PÖYRY	Data Date	Semnatura Signature
Aprobat Approved	Şef de echipa Team leader	C. Teodorescu	01.2013
Verificat Checked	Expert Check Key Expert	R. Tudorescu	01.2013
Subcontractant / Subcontractor	VIOTOP		
Aprobat Approved	Adjunct Şef de echipa Deputy Team leader	A.M. Baiu	01.2013
Proiectat Designed	Inginer Engineer	A. Preda	01.2013

"Reabilitarea linei c.f. Frontiera - Curtici - Simeria, parte componenta a coridorului IV Pan - European Coridor, subproiectul Reabilitare linie Arad - Curtici, km 0+000 - km 180+000"
Transeuropa 2-C - Lot 7 Blate - Arad 1 Guraonda
"Rehabilitation of the Railway Line Border - Curtici - Simeria , component Part of the IV Pan - European Corridor, subproject Rehabilitation of the railway section Arad - Curtici"
Section 2-C - Lot 7 Blate - Arad 1 Guraonda

Denumire desen / Drawing name:
DISPOZITIE GENERALA PODEM km 314+475(pr.) 515+450(ex.)/
GENERAL LAYOUT CULVERTS km 314+475(pr.) 515+450(ex.)

Scara / Scale	Revizia / Revision	Cod desen / Drawing Code	Nr / No.
1:100	1 / 04.2013	PT.02.02.18.PO.04.03	03

PLANURI DETALII GENERALE / GENERAL DRAWING DETAILS

ACOPERIRE ROSTURI ELEMENTE PREFABRICATE / JOINTS COVERING PRECAST ELEMENTS	P	T	0	2	0	2	0	0	0 1
HIDROIZOLATIE SI SISTEM DE DRENARE POSTE / WATERPROFING AND DRAINAGE SYSTEM CULVERTS	P	T	0	2	0	2	0	0	0 2
DETALII DE ARMARE PREFABRICATE / METALLIC MANUAL CULVERTS	P	T	0	2	0	2	0	0	0 3
PLAN COFRAJ CADRU TIP C3EN_n / PLAN COFRAJ CADRU TIP C3EN_n	P	T	0	2	0	2	0	0	0 4
FOUNDATIONS AND TEMPORARY FOUNDATIONS	P	T	0	2	0	2	0	0	0 5
PLAN COFRAJ CADRU TIP C3EN_n / PLAN COFRAJ CADRU TIP C3EN_n	P	T	0	2	0	2	0	0	0 6
SHUTTERING PLAN FRAME TYPE C3EN_n / SHUTTERING PLAN FRAME TYPE C3EN_n	P	T	0	2	0	2	0	0	0 7
PLAN COFRAJ ARIPA TIP A3EN / SHUTTERING PLAN WING A3EN TYPE	P	T	0	2	0	2	0	0	0 8
ELEMENT PREFABRICAT TIP L / PREFABRICATED ELEMENT TYPE L	P	T	0	2	0	2	0	0	0 9
SAPA DE PROTECIE A HORIZONTALELOR METALICE / SCARA DE ACCES IN BALUL TRANSFERAL / PROTECTION SCREEN OF THE METALLIC BALUSTRADE	P	T	0	2	0	2	0	0	1 0
PODURI PREFABRICATE PENTRU PODURI PROVIZORII SI DETALIU DE REZEMARE PODURI PROVIZORII / PREFABRICATED FOUNDATIONS FOR TEMPORARY BRIDGES AND PROPPING-UP DETAILS FOR TEMPORARY BRIDGES	P	T	0	2	0	2	0	0	1 1